




IPA McP Coordination Meeting

Brussels
13-14 November
2014





Welcome, Introduction & Agenda

Mr Morten Jung

Head of Unit D3

Regional Cooperation and Programmes

DG Enlargement

Address by Director

Mr Gerhard Schumann-Hitzler

Director
Directorate D
DG Enlargement



RCC Update on regional Cooperation

Mr Goran Svilanović

***Secretary General
Regional Cooperation Council***



RegionalCooperationCouncil

SEE2020
SOUTH EAST EUROPE 2020



Regional Cooperation in SEE

Update and main developments

IPA MB Coordination, Brussels, November 2014



Political context

- Berlin process
 - Interconnectivity
 - Regional value chains
- Western Balkans Six
 - Infrastructure development
 - Economic governance



Economic Governance – one of the pillars of Enlargement Policy

What it entails:

1. Medium-term macroeconomic and fiscal policy framework
2. Sectoral structural reforms to promote competitiveness and growth



RCC - main intervention areas

SEE 2020

Programming

Implementation

Monitoring



SEE 2020 Programming

Identification

setting-up the process

Prepare the programming framework and basic documents, inform stakeholders and initiate the programming process;
(main responsibility RCC)

Formulation

developing Regional Programmes

Translate the SEE 2020 priorities and objectives into Regional Programmes, consult with a broad base of stakeholders on the Programmes, and agree on the final proposals
(main responsibility RDC)

Approval

obtaining approvals

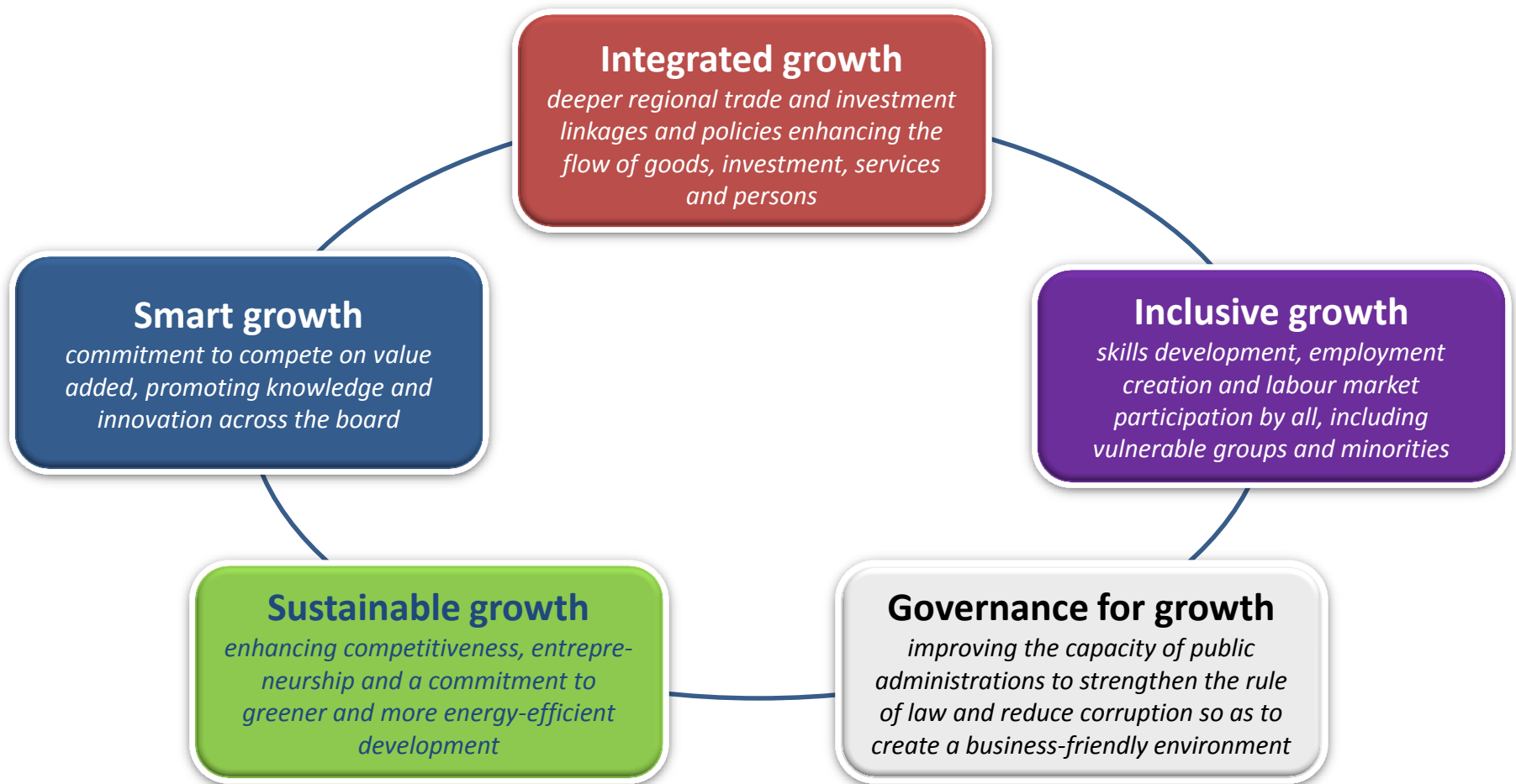
Submitting the final proposals of the Regional Programme to the Programming Committee, obtaining Committee's feedback, and adopting Regional Programmes
(main responsibility RCC & Programming Committee)

Fundraising

getting funding commitments

Submitting the Regional Programmes to potential donors for funding and organizing a donor meeting to seek commitments and enhance coordination
(main responsibility RCC)

SEE 2020 Implementation



SEE 2020 Implementation: Integrated Growth

Integrated growth

deeper regional trade and investment linkages and policies enhancing the flow of goods, investment, services and persons

• Liberalization of trade in services (CEFTA)

*Small and medium enterprises
commitment to compete on value added, promoting knowledge and innovation*

• Trade facilitation (CEFTA)

• Inclusive growth

skills development, employment creation and labour market participation by all, including vulnerable groups and minorities

• Investment policy reviews in all of the countries in the region (SEEIC)

• A benchmark study on investment policy coordination (SEEIC)

Sustainable growth

enhancing competitiveness, entrepreneurship and a commitment to greener and more energy-efficient

Governance for growth

improving the capacity of public administrations to strengthen the rule of law and reduce corruption so as to create a business-friendly environment



SEE 2020 Implementation: Smart Growth

Smart growth

commitment to compete on value added, promoting knowledge and innovation across the board

Integrated growth

deeper regional trade and investment linkages and policies enhancing the flow of goods, investment, services and persons

- Regional technology transfer programme (WISE)
- Centres of excellence (WISE)

Inclusive growth

skills development, employment creation and labour market participation by all, including vulnerable groups and minorities

Sustainable growth

enhancing competitiveness, entrepreneurship and a commitment to greener and more energy-efficient development

Governance for growth

improving the capacity of public administrations to strengthen the rule of law and reduce corruption so as to create a business-friendly environment



SEE 2020 Implementation: Sustainable Growth

- Capacity development in food and beverage processing and tourism (SEEIC)
- Study on solutions on optimizing transport modes in SEE and best co-modal options for a seamless transport (SEETO)

Smart growth

commitment to compete on value added, promoting knowledge and innovation across the board

Sustainable growth

enhancing competitiveness, entrepreneurship and a commitment to greener and more energy-efficient development

Governance for growth

improving the capacity of public administrations to strengthen the rule of law and reduce corruption so as to create a business-friendly environment



SEE 2020 Implementation: Inclusive Growth

- Assessments of labour mobility frameworks in all of the countries of the region (ERI SEE, CEFTA, Social Agenda 2020)
- Employment platform (Social Agenda 2020, DG Employment)

Integrated growth

linkages and policies enhancing the investment, services and persons

Governance for growth

improving the capacity of public administrations to strengthen the rule of law and reduce corruption so as to create a business-friendly environment

Sustainable growth

enhancing competitiveness, entrepreneurship and a commitment to greener and more energy-efficient development

Inclusive growth

skills development, employment creation and labour market participation by all, including vulnerable groups and minorities



SEE 2020 Implementation: Governance for Growth

- Assessments of mechanisms for corruption proofing of legislation (RAI)
- Development of a methodology to be shared regionally on assessing the integrity of institutions (RAI)

Integrated growth

deeper regional trade and investment linkages and policies enhancing the flow of goods, investment, services and persons

Smart growth

commitment to co-operation, added, promoting knowledge and innovation across the board

Governance for growth

improving the capacity of public administrations to strengthen the rule of law and reduce corruption so as to create a business-friendly environment

Sustainable growth

enhancing competitiveness, entrepreneurship and a commitment to greener and more energy-efficient development

Inclusive growth

its development, employment creation and labour market participation by all, including vulnerable groups and minorities

SEE 2020

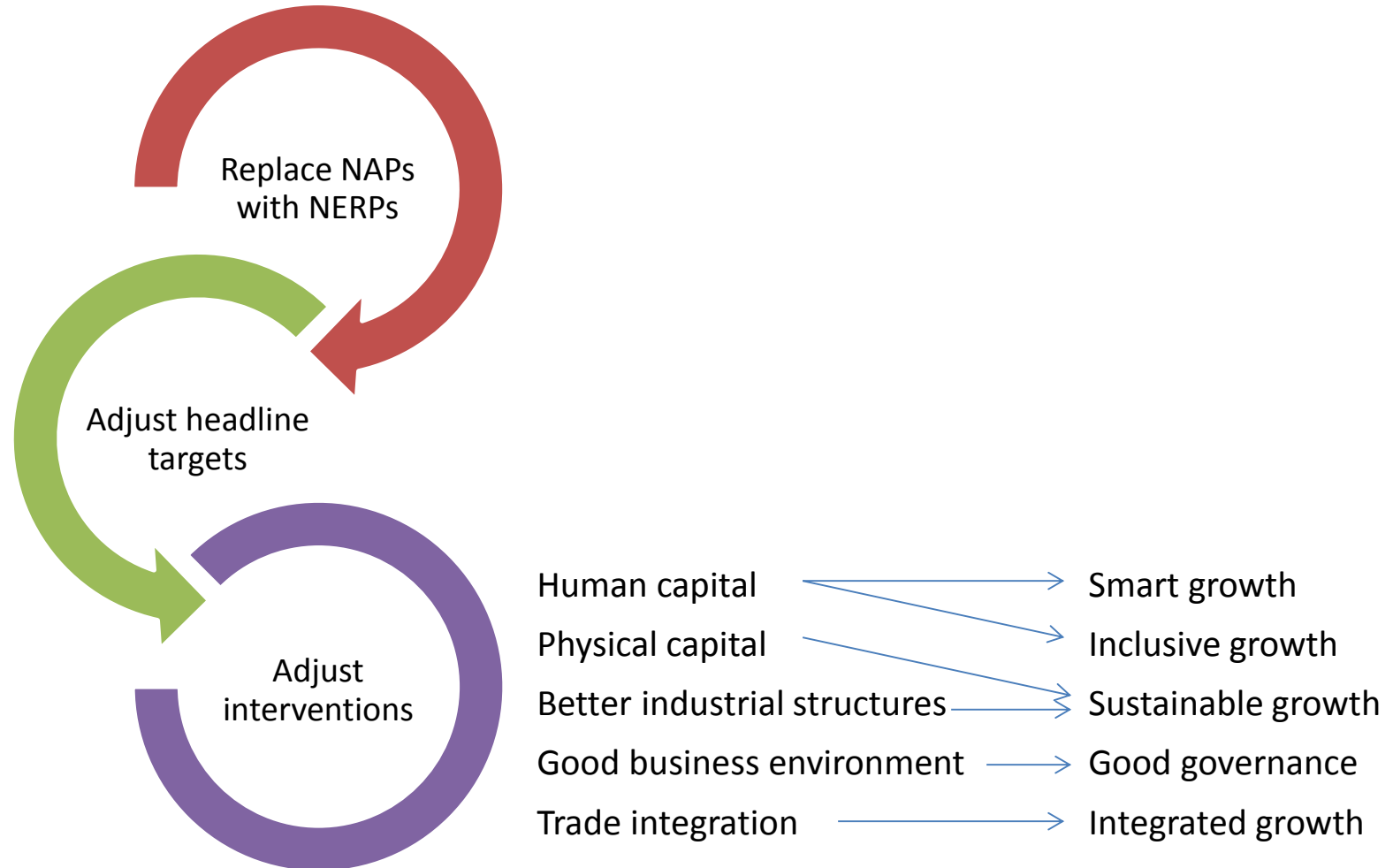


SEE 2020 Monitoring

- Review of quantitative and qualitative indicators with accompanying narrative (state of play)
- Summary of **regional action plans** (forward-looking regional component)
- Country profiles – summarized **national action plans** (forward-looking national component)



SEE 2020 ↔ Economic Governance





Regional Cooperation Council

SEE2020
SOUTH EAST EUROPE 2020



thank you

RCC Secretariat

Trg BiH 1/V, 71000 Sarajevo

Bosnia and Herzegovina

<http://www.rcc.int>

SEE2020
SOUTH EAST EUROPE 2020

Regional Cooperation Council



Synergy between national and regional IPA II Programmes

Mr Jean-Eric Paquet


***Director
Directorate C
DG Enlargement***



The Instrument for Pre-accession Assistance

IPA II Programming
process

Maria FARRAR-HOCKLEY
DG Enlargement
IPA Strategy and Quality
ELARG-IPA@ec.europa.eu
November 2014





Country and Multi-country Indicative Strategy Papers - State of play

Indicative Strategy Paper	Adoption date
Multi-Country	30 June
Albania	18 August
The former Yugoslav Republic of Macedonia	19 August
Kosovo*	20 August
Montenegro	18 August
Serbia	19 August
Turkey	26 August

*This designation is without prejudice to positions on status, and is in line with UNSCR 1244 and the ICJ Opinion on the Kosovo Declaration of Independence.

Bosnia and Herzegovina

Positive opinion from the IPA II
Committee on 6 November

2014 Programmes - State of play

Programme	Adoption date
Monitoring	27 August
Evaluation	17 September
Audit	17 September

Programme	Planned adoption
Information and Communication	3 rd week November



2014 Programmes - State of play

**Cross-border Cooperation Programmes for 2014-2020
and Action Programmes for 2014
Positive opinion at the IPA II Committee 6 November**

Albania – Kosovo

Bosnia and Herzegovina – Montenegro

The former Yugoslav Republic of Macedonia – Albania

Kosovo - The former Yugoslav Republic of Macedonia

Montenegro – Albania

Montenegro – Kosovo

Serbia – Bosnia and Herzegovina

Serbia – Montenegro

Technical assistance CBC

Adoption 3rd week November



2014 Programmes - State of play

Annual Action Programmes to be presented to the IPA II Committee 27-28 November

Multi-Country

Civil Society Facility and Media

The former Yugoslav Republic of Macedonia

Kosovo

Montenegro

Serbia



2014 Programmes - State of play

Multi-Annual Action Programmes to be presented to the IPA II Committee 27-28 November

The former Yugoslav Republic of Macedonia - Environment and Transport for 2014-2016

Turkey - Competitiveness and Innovation

Turkey - Transport

Turkey - Environment and Climate Action



2014 Programmes - State of play

Annual Action Programmes to be presented to the IPA II Committee 9 December

Albania

Bosnia and Herzegovina

Turkey

Special measure to be presented to the IPA II Committee 9 December

Flood recovery and flood risk management



2014 Programmes - State of play

Multi-Annual Action Programmes to be presented to the IPA II Committee 9 December

Rural Development programme for former Yugoslav Republic of
Macedonia

Rural Development programme for Turkey

Rural Development programme for Serbia

2015-2016 Programming

- Program 2015-2016 together
- Sectoral approach
- Sector planning documents
- Public Financial Management
- Implementation method
- Timing

2015-2016 Programming

Identification of
proposed actions

Proposed actions
agreed

Formulation of
Actions

Quality review

Action
Programmes

COM Inter
Service
Consultation

IPA II Committee

Adoption

Financing
Agreement

Budget Support

Ms Terhi Karvinen

Unit A4
IPA Strategy and Quality
DG Enlargement




European
Commission



INTRODUCING SECTOR BUDGET SUPPORT IN ENLARGEMENT COUNTRIES

IPA MULTI COUNTRY
MEETING
13-14/11/2014



Enlargement

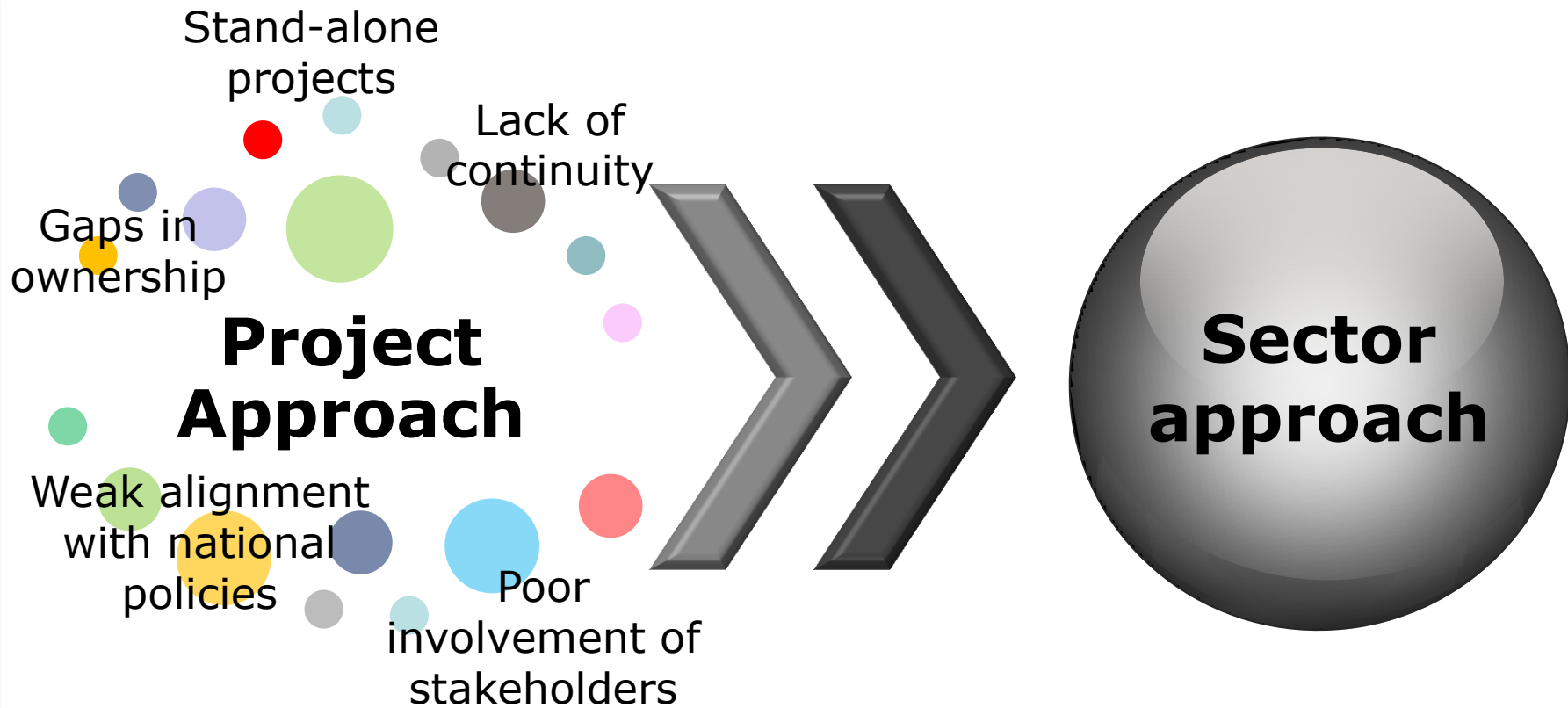
Scope of IPA II

*To support **candidate countries and potential candidates** on their path towards **Union membership***

FOCUS on

- ***fundamentals first***
- ***sector reforms***
- ***result-based performance***

From projects to sector approach



IPA I

IPA II



Budget Support - definition

Budget support is the **transfer of financial resources of an external financing agency to the National Treasury** of a partner country, following the respect by the latter of agreed **conditions for payment**. The financial resources thus received are part of the global resources of the partner country, and consequently used in accordance with the public financial management system of the partner country

Potential Benefits



Clearer link between political agenda and financial assistance

Increased Ownership; Dialogue on systems; improved domestic accountability

Improved use of resources, service delivery and sustainability, result orientation, capacity building

Greater harmonisation and alignment; and coherence

Where are the benefits?

Lower Transaction Costs (for partner countries)

Increased impact of donor funding

Improved macro-economic stability and management of public finances

General Eligibility criteria



Macro-economy

- Stability established/maintained

PFM

- Credible and relevant programme
- Progress required

Budget transparency

- Roadmap
- Improvement required

Sector policy

- Credible and relevant programme
- Progress required

Contract components



Budget Support Financing Agreement

Fixed tranches

General eligibility criteria

Variable Tranches

General eligibility criteria

Variable tranche indicators

Complementary assistance

Capacity Development

Support to non state actors, anti-corruption bodies, watchdog orgs.

Other action with links to BS operation

Other national programmes

NSA support

Regional programmes

Other DGs' programmes

Communication & visibility

Evidence



Operational efficiency



Public services



Inter-ministerial coordination



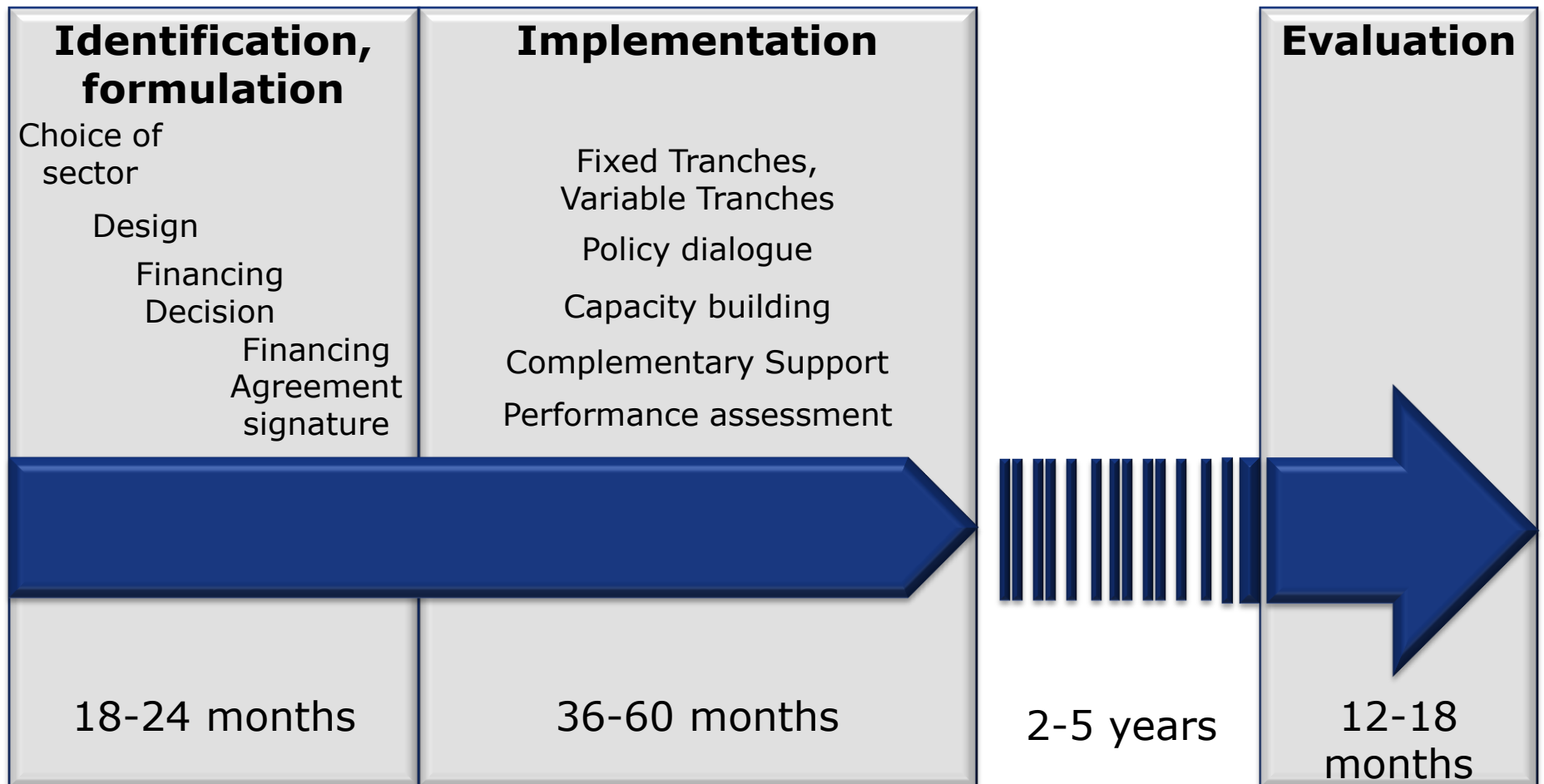
Governance reforms



Public Financial Management



Budget Support life cycle



Preparing a BS programme

1. Sector
Planning
Document+
Roadmap

2. Analysis

- Macro-economy
- PFM
- Budget Transparency
- Sector Policy

3. Risk
assessment

4. Action
Document

5. Action
Plan

Budget Support sensitisation of the local stakeholders (government stakeholders, civil society, private sector, media and academia partners)

Ownership

IPA II REG
art. 5(6)

Partnership
Coordination

**NATIONAL
& LOCAL
AUTHORITIES**

**OTHER
STAKEHOLDERS**

CIR
art. 15

Consultation
Access to
information

IPA II IR

art. 4 (2) + art. 8

Coordination of
strategic planning,
programming and
implementation

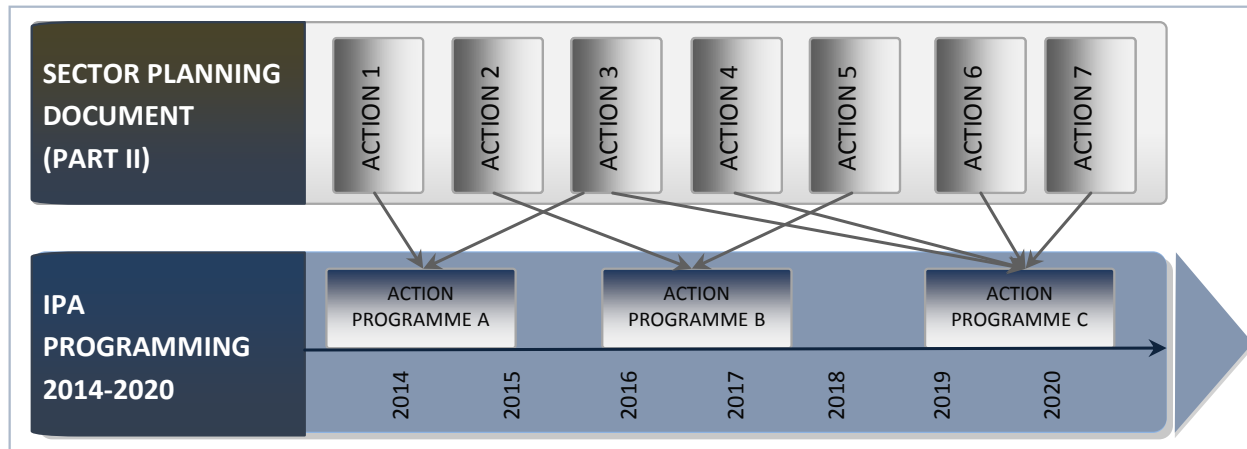
NIPAC

**CIVIL
SOCIETY**

Key principles

The Sector Planning Document

- A **working and planning tool** (i.e. **NOT annexed to Decision!**)
 - » **IPA II** specific ...
 - » prepared by **IPA II beneficiaries** in collaboration with EU Delegations ...
 - » showing the **sequence** of actions with a **multi-annual perspective** ...
 - » **updated** as appropriate
- ... and **NOT another national sector strategy:**





The Sector Approach Roadmap

- *Part of the Sector Planning Document*
 - » An evolving **working and planning tool**. To be updated annually
 - » Menu of **steps and targets** provided as examples
- *Develops a plan to strengthen the strategic planning, implementation and oversight in a specific sector*
 - » Is based on the analysis of the **7 key assessment areas** under the SPD
 - » Aims to bridge the weaknesses and gaps identified under the SPD
- *Prepared in cooperation between the Government and the EU Delegation*
 - » The Government is in lead
 - » Must constitute a realistic and mutually agreed plan
- *If Budget Support is planned, provides a Roadmap for building sector readiness for the BS instrument*



Gender Mainstreaming in Programming

Ms Karolina Vrethem

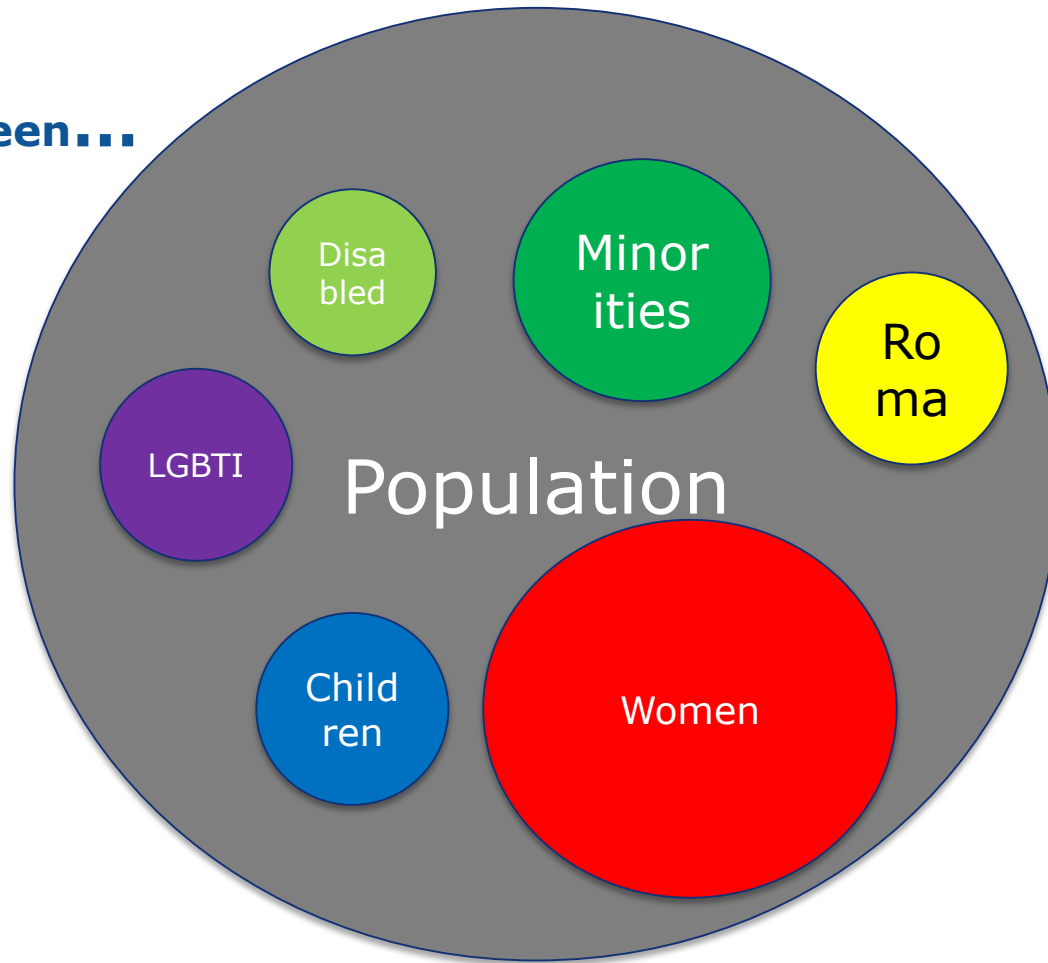
***Gender Focal Point Unit D3
DG Enlargement***

Effective programming looks at women and men

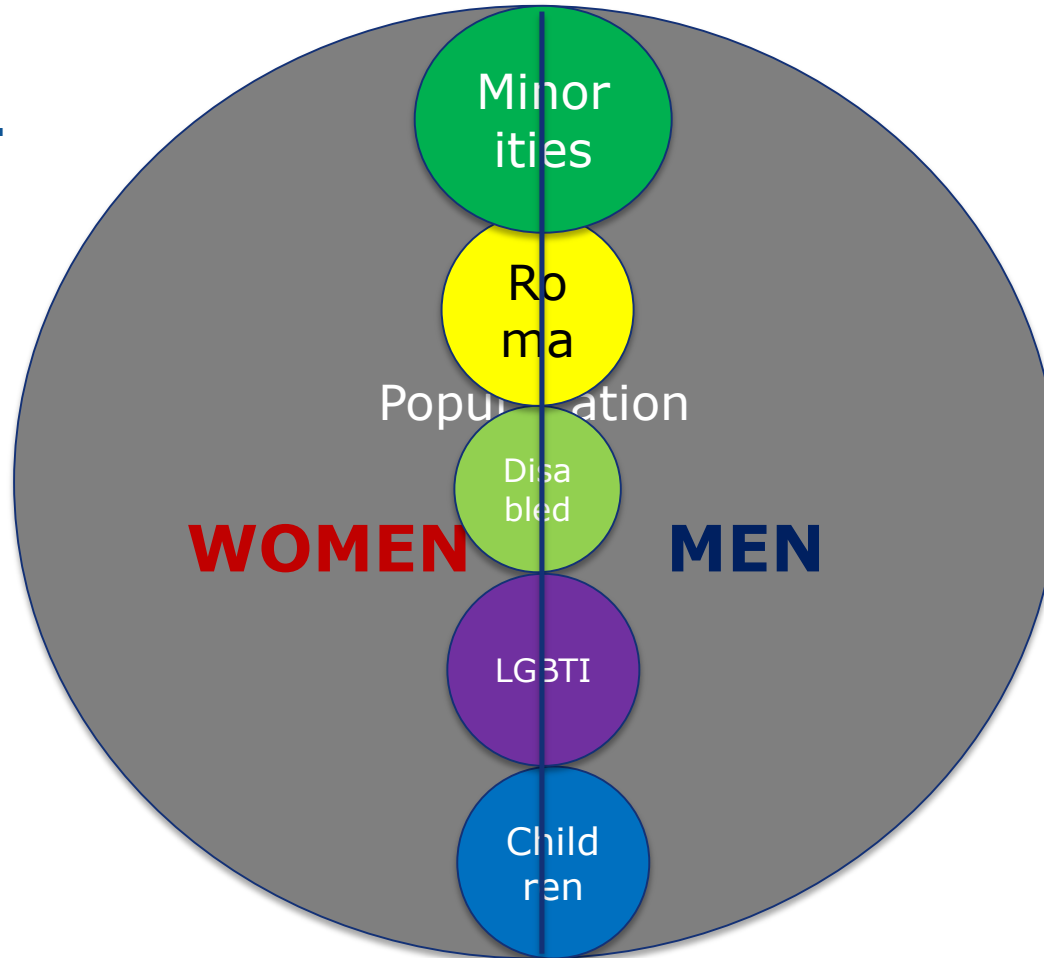
...because it is smart to use existing resources

*...because interventions that acknowledge
differences are better targeted*

As often seen...



In reality..



3 steps to effectiveness

- 1. Use sex-segregated data*
- 2. Identify differences in conditions for women and men*
- 3. Analyse implications of interventions*

Example: labour market

*The employment rate declined to 31.6%
23% for women and 40% for men.*

*Women more often than men work short hours and
have unsecure contracts.*

*By promoting decent work and employability the
intervention will address the low level of
employment among women as well as for men.*

Example: Agricultural and Rural Development

The SWOT analysis highlights important opportunities for an improvement in national and individual farm incomes. New production facilities will create extra jobs also for women, especially in labour intensive sectors, albeit women own only up to 10% of land.

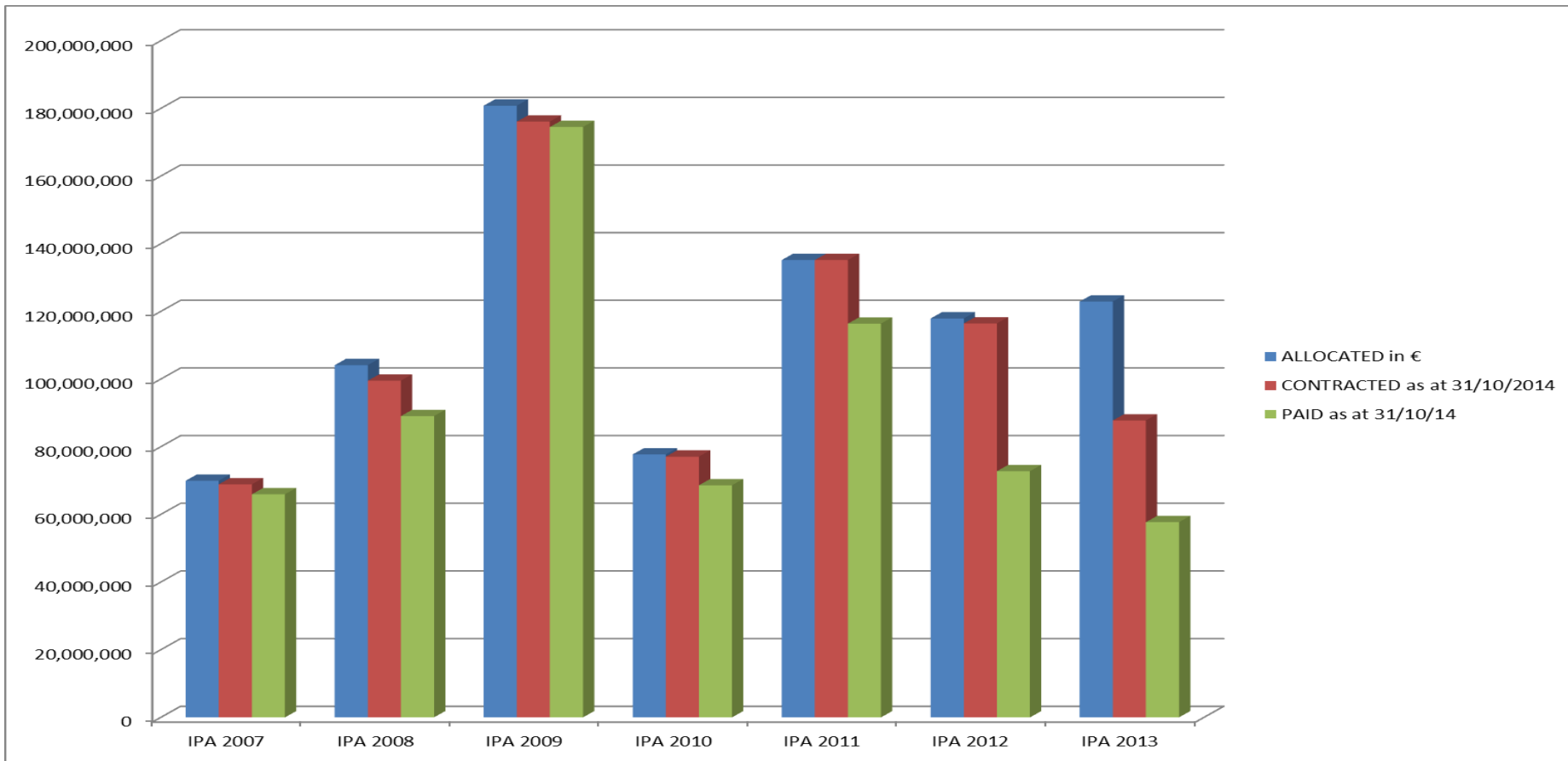


Scene Setter Multi-country Programming 2015

Ms Gabriela Koehler-Raue

***Head of Sector Unit D3
Horizontal Coordination and Support
DG Enlargement***

Multi-beneficiary programmes IPA I 2007-2013



Timeline Multi-country Action Programme for the year 2014

Drafting of Action documents	Coordination Meeting Istanbul	Consultations on Action documents with DGs, CoCos, EUDs, beneficiaries	Amend draft ADs based on comments from consultations	Quality Review Meeting	Revisions after QRM	Transmission for Internal check E2/E3/A3
Jan – May 2014	May 2014	May – June 2014	June 2014	14 July 2014	July -August	08/08/2014

Timeline Multi-country Action Programme for the year 2014

Inter-Service Consultation	Amend documents based on comments from ISC	Translation request	Transmission of final document to A4	IPA Committee	Adoption of Action Programme
18/09 – 09/10/2014	October 2014	End of October 2014	07/11/2014	27 November 2014	Before 19 December 2014



Multi-country Action Programme for the year 2014

- *Responds to priority needs as identified in the multi-country indicative Strategy Paper 2014–2020 adopted on 30.06.14*
- *Provides assistance in the regional and territorial cooperation sector for 17 actions in the following areas:*
 - » Horizontal support to sector policies and reforms;
 - » Regional structures and networks;
 - » Regional investment support;
 - » Territorial cooperation.
- *Budget: EU contribution EUR 152 600 000*

Multi-country Action Programme for the year 2014

Priority	EU Contribution
Horizontal support	EUR 68 660 000
Regional structures and networks	EUR 5 900 000
Regional investment support	EUR 76 040 000
Territorial cooperation	EUR 2 000 000

Horizontal support

- *Action 1: TAIEX*
Direct Management EUR 12.20 million
- *Action 2: SIGMA*
Direct Management EUR 18 million
- *Action 3: Economic governance and PFM*
Direct Management EUR 8 million
- *Action 4: Preparatory measures for participation of beneficiaries in EU agencies*
Direct Management EUR 4.46 million
- *Action 5: Cooperation on Cybercrime*
Direct Management EUR 5 million



Horizontal support

- *Action 6: Assessment of organised crime*
Direct Management EUR 2 million
- *Action 7: Migration management systems*
Direct Management EUR 8 million
- *Action 8: Statistics*
Direct Management EUR 8 million
- *Action 9: Western Balkans Youth Window under Erasmus+*
Direct Management EUR 3 million

Regional structures and networks

- *Action 10: Roma decade 2020*
Direct Management EUR 0.80 million
- *Action 11: Transitional justice*
Direct Management EUR 0.68 million
- *Action 12: Regional Rural Development Standing Working Group*
Direct Management EUR 1 million
- *Action 13: Central European Free Trade Agreement*
Direct Management EUR 3.42 million

Regional investment support

- *Action 14: Western Balkans Investment Framework (WBIF)*
Indirect management with EIB EUR 35.54 million
- *Action 15: Western Balkans Enterprise Development and Innovation Facility (EDIF)*
Direct & Indirect Management EUR 29 million
 - Indirect management with EBRD EUR 9 million
 - Indirect management with EIF EUR 17.50 million
 - Direct management EUR 2.50 million
- *Action 16: Regional Housing Programme*
Direct & Indirect Management EUR 11.50 million
 - Indirect management with the CEB EUR 11.30 million
 - Direct management EUR 0.2 million

Territorial cooperation

- *Action 17: Cross-Border Institution Building (CBIB+)*
Direct Management EUR 2 million

Timeline Multi-country Action Programme for the year 2015

Drafting of Action documents	1 st consultation on outline of Actions	MC Coordination Meeting Brussels	Agreement with management	Completion of Action documents	Internal check from E2/E3/A3
September - November 2014	20 October 2014	13-14 November 2014	End of November 2014	December 2014	5-16 January 2014

Timeline Multi-country Action Programme for the year 2015

Inter-Service Consultation	Amend documents based on comments from ISC	Translation	Transmission of final document to MS	IPA Committee	Adoption of Programme
23/01/ - 13/02/2015	End of February 2015	March 2015	6/4/2015	End of April 2015	May – June 2015

Multi-country Action Programme for the year 2015

Priority	EU Contribution
Horizontal support	EUR 122.8 – 147.8 million
Regional structures and networks	EUR 33.0 – 37.0 million
Regional investment support	EUR 131.64 – 190.64 million
Territorial cooperation	EUR 33.56 million



MC Programme 2015 – Horizontal Support

Mr Kjartan Björnsson

***Deputy Head of Unit D3
DG Enlargement***

MC Programme 2015 – Horizontal Support

- **Support for national sector policies and reform strategies in particular for:**
 - **Democracy & Governance (incl PAR/PFM);**
 - **Rule of Law & Fundamental rights**
- **Access to know-how of international organisations and best practices.**
- **Tailored to situation in each beneficiary.**

MC Programme 2015 – Horizontal Support

- **Overall envelope 125-154m**
- **Main areas:**
 - **TAIEX; Statistics; Economic Governance**
 - **Erasmus+; 'Youth window' in Erasmus+;**
 - **Cooperation with the CoE;**
 - **Civil Society and Media;**
 - **Horizontal measures;**

Principles of public Administration

Mr Kjartan Björnsson

***Deputy Head of Unit D3
DG Enlargement***

Principles of public Administration

- Public administration reform is a pillar of the enlargement process, together with rule of law and economic governance.
- All three pillars are closely linked, cross-cutting issues of fundamental importance for success in political and economic reforms and building a basis for implementing EU rules and standards.

Principles of public Administration

- Public administration reform should lead to enhanced transparency, accountability and effectiveness and ensure a greater focus on the needs of citizens and business.
- Countries need to increase their efforts to improve their public administrations at all levels on the basis of national strategies.
- A strong political commitment is needed to steer the reform process.

Principles of public Administration

- COM is strengthening its support to PAR through existing mechanisms and fora such as PAR special groups.
- The Principles should facilitate progress by a more structured policy dialogue and better planning and sequence of reforms (including with IPA II support)

Principles of public Administration


- The Principles define what good governance entails in practice and outline the main requirements to be followed by countries during the EU integration process.
- They feature a monitoring framework enabling regular analysis of the progress made in applying the Principles and setting country benchmarks.

Principles of public Administration

- The principles cover six core areas:
 - **Strategic Framework of Public Administration Reform**
 - **Policy Development and Co-ordination**
 - **Public Service and Human Resource Management**
 - **Accountability**
 - **Service Delivery**
 - **Public Financial Management**

Principles of public Administration

- Feedback from the PAR conference on 12 November with Commissioner Hahn, Ministers from Turkey and the Western Balkans
- Next steps:
 - **Follow-up seminars in each country**
 - **2015 assessments and establishment of baselines**



TAIEX

Sharing EU Expertise

Paolo Gozzi
Institution Building Unit
13 November 2014

TAIEX in 2013

**Participants
involved**

38,620

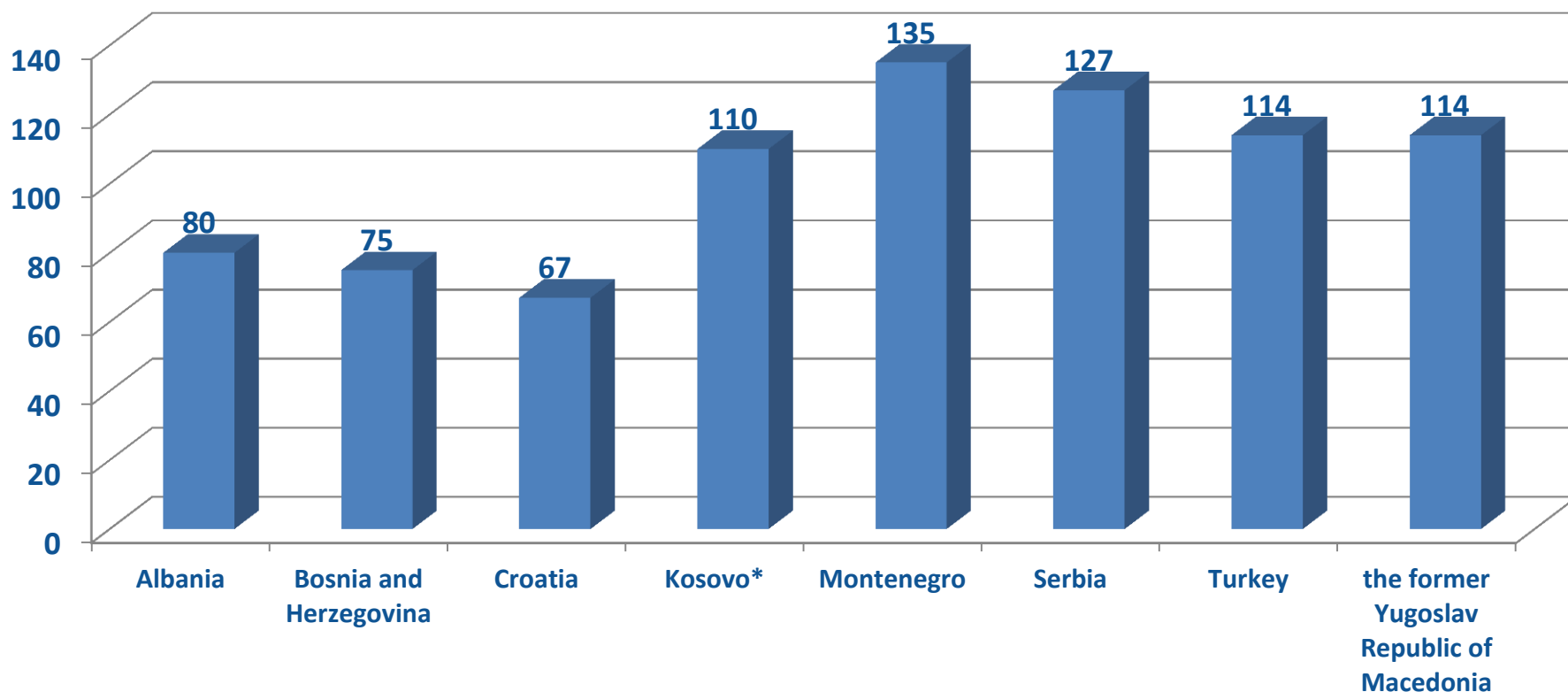
5,287

**Experts
mobilised**

1,937

**Events
organised**

TAIEX activities since January 2014



* this designation is without prejudice to positions on status, and is in line with UNSCR 1244 and the ICJ Opinion on the Kosovo Declaration of Independence

A Tool for Institution Building Through Administrative Cooperation

- *Demand Driven → Maximum Ownership*
- *Quick Delivering → Matching Existing Needs*
- *Peer-to-Peer → "Insider" View & Advice*

Micro-Interventions but Comprehensive Approach

Network of contacts for effective consultations:

- *helping to move domestic reform agendas*
- *complementing EU/other donor's assistance*
- *cooperation with NIPAC/TAIEX NCP*
- *followed at EUD level*

Support to Accession Negotiations

Montenegro and Serbia:

- *Support to screening exercise*
- *Series of missions to help drafting action plans for Chapters 23 and 24*
- *Working plan answering to specific situation (support to WGs following adoption of screening reports) - ME*

Giving Visibility to all Stakeholders

- *TAIEX Library of Events freely available*
- *Press releases for important events*
- *TAIEX Brand widely known and quoted*
- *Visual Identity displayed in all workshops*
- *Presence on Social Media*
- *...*

Cooperation with Other Services

- *DG AGRI and DG SANCO: "Road-Maps"*
- *DG ENV and DG CLIMA: ECRAN*
- *DG ECFIN: Vienna Institute activities*
- *FPI: Partnership Instrument*
- *DG REGIO*
- *...*

Since 1996...

- *From PHARE...*
- *to CARDS...*
- *to IPA...*
- *to IPA II:*

Looking forward to continuing providing user-friendly support

Stay connected with us

E-mail:

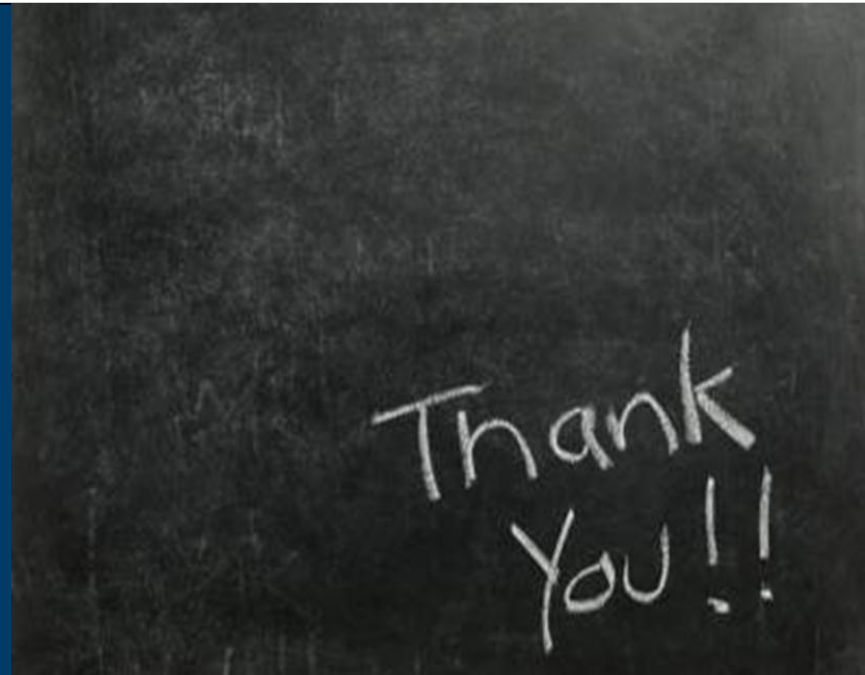
elarg-taieux@ec.europa.eu

Twitter:

[#EUTaieux](https://twitter.com/EUTaieux)

Web site:

<http://ec.europa.eu/enlargement/taieux/>





Statistics in the Enlargement context

**Claudia Junker, Head of Unit A3
Statistical cooperation
EUROSTAT**

Structure of presentation

Introduction of Eurostat

The importance of statistics

The unit on statistical cooperation

Content of work with the enlargement countries

Mechanisms of work with the enlargement countries

Results

Challenges

Eurostat

Statistical Office of the European Union

Supplies European Institutions with statistical data

Provides citizens, enterprises and decision-makers with statistics

Cooperates with NSIs in the development of the ESS

Cooperates with third countries and develops a partnership with other organisations

“Eurostat’s mission is to be the leading provider of high quality statistics on Europe”

Importance of statistics

Statistics is a public good

Statistics is needed for evidence-based decision making both nationally and on EU level

Statistics plays a particularly important role in the EU (debt and deficit data, own resources, inflation, agricultural and regional policy.)

In a democracy, the use of evidence-based (i.e. with statistics) policy making is essential to ensure:

- **Transparency**
- **Accountability**
- **Independency**

Role of statistics in the enlargement context

Statistics has a dual (triple) role in the Stabilisation and Association Process and in the EU accession negotiations:

Statistics is one chapter of the acquis that defines the harmonisation with the EU standards and rules and which has to be implemented in the pre-accession period

Serves other policy areas by providing data for monitoring the changes and assessing the impact of policies chosen

Provides indicators for measuring progress in the implementation of the IPA assistance programmes

Eurostat – Unit for statistical cooperation

Objectives and scope of cooperation

- Strengthen the statistical systems of partner countries, including the institutional framework and environment
- Support Human resources development and training
- Strengthen the national standing/image of the NSIs
- Promote international comparability of the statistics produced - harmonisation with European / international standards
- Support the production of timely, reliable, objective and comparable statistics for relevant policy areas (both European and national)
- Collect and disseminate data from the countries
- Develop and maintain tools for statistical production
- Support regional organisations in Africa, Asia and Latin America
- Promote ESS values like the Code of Practice and quality assurance

Statistical cooperation in 3 teams

- Enlargement countries
 - (New Member State: Croatia)
 - Candidate countries: Turkey, the former Yugoslav Republic of Macedonia, Montenegro, Serbia, Iceland, Albania
 - Potential candidates: Bosnia and Herzegovina, Kosovo*
- European Neighbourhood Policy
 - ENP – East
 - ENP – South
- Development policy
 - Africa – Caribbean – Pacific
 - Asia and Latin America

* *This designation is without prejudice to positions on status, and is in line with UNSCR 1244 and the ICJ Opinion on the Kosovo declaration of independence.*

Content of cooperation

Participation in the political process

- **Screening, negotiations (chapter 18)**
- **Progress reports**
- **Sub-committee meetings**

Measuring acquis compliance

Collect and publish data

Organise high level meetings

Implement global assessments / peer reviews of the statistical systems

Provide technical assistance

The statistical *acquis*

The Statistical Requirements Compendium (SRC)

- The Compendium is published every year
- The Compendium covers around 350 legal acts (6000 pages)
- The Compendium follows the Statistical Work Programme

The European Statistics Code of Practice (CoP)

- Common standards on the independence, integrity and accountability of the NSIs
- Revised CoP adopted in 2011
- 15 Principles covering the Institutional environment, Statistical processes and Statistical output
- Emphasise on professional independence of the statistical office
- Focus on quality assurance
- Focus on increased use of administrative data

Measurement of the acquis

Qualitative assessment via a database (SMIS+)

- **Countries' assessment per theme**
- **Eurostat feedback**

Quantitative assessment through data delivery

- **Data in Eurobase**
- **Transmission protocols**

Data availability and quality



European
Commission

Dissemination – Eurobase

Browse / Search database - Microsoft Internet Explorer provided by European Commission

http://epp.eurostat.ec.europa.eu/portal/page/portal/statistics/search_database

File Edit View Favorites Tools Help

Register | Links | Contact | Important legal notice | English (en)

European Commission
eurostat Your key to European statistics

European Commission > Eurostat > Statistics > Browse / Search database

Home **Statistics** Publications About Eurostat User support

Statistics

- Statistics by theme
- Statistics A - Z
- Browse / Search database**
- Bulk download
- Access to microdata
- GISCO: Geographical Information and maps
- ▼ Metadata
 - Concepts and definitions
 - Legislation and methodology
 - Classifications
 - Glossaries and thesauri
 - National methodologies
 - Euro-SDMX Metadata Structure
 - Standard code lists
 - SDMX data and metadata exchange

Browse / Search Database

To use enhanced functionalities, please login or register

Search in tree: Search Cancel

Navigation tree: [Create Custom Tree](#) [Table of Content](#) [Settings](#) [Information](#)

Data Navigation Tree (Changes: Codes, flags, special value)

- Database by themes
 - General and regional statistics**
 - European and national short term indicators (euroind)
 - Regional statistics (reg)
 - Metropolitan regions (met)
 - Urban audit (urb)
 - Urban-rural typology (Rural development) (urt)
 - Land cover and land use, landscape (LUCAS) (lan)
 - Non EU countries (noneu)**
 - Southern European Neighbourhood Policy countries (ENP-South) (med)
 - Candidate countries and potential candidates (cpc)
 - Eastern European Neighbourhood Policy countries (ENP-East) (enpr)
 - Economy and finance
 - Population and social conditions
 - Industry, trade and services
 - Agriculture, forestry and fisheries
 - External Trade
 - Transport
 - Environment and energy
 - Science and technology
- Tables by themes
 - General and regional statistics

Node '!EU_MAIN_TREE.data.general.noneu' was successfully expanded!

Local intranet 100%



Candidate countries and potential candidates

▼ Introduction

[The process of enlargement](#)

[The role of Eurostat](#)

▼ Data

[Main tables](#)

Database

[Statistical annexes](#)

▼ Publications


[Leaflets](#)





























[Pocketbooks](#)

[Methodologies and working papers](#)

[Statistics in focus](#)

Database

The complete statistical database is accessible by clicking on the icon .

- [-]  **Candidate countries and potential candidates** (cpc) 
- [+]  **Key indicators on EU policy: Structural indicators** (cpc_si) 
- [+]  **Economy and finance** (cpc_ec) 
- [-]  **Population and social conditions** (cpc_ps) 
 -  Candidate countries and potential candidates: population - demography (cpc_psdemo) 
 -  Candidate countries and potential candidates: education (cpc_pseduc) 
 -  Candidate countries and potential candidates: labour market (cpc_pslm) 
 -  Candidate countries and potential candidates: living conditions (cpc_psilc) 
- [+]  **Industry, trade and services** (cpc_in) 
- [+]  **Agriculture, forestry and fisheries** (cpc_ag) 
- [+]  **External trade** (cpc_et) 
- [+]  **Transport** (cpc_tr) 
- [+]  **Environment and energy** (cpc_en) 
- [+]  **Science and technology** (cpc_sc) 

Data availability – example (end 2013)

5									
6	Statistical indicator (EU2020)	AL	BA	IS	XK	MK	ME	RS	TR
7	Employment rate by sex, age group 20-64	ready	ready	ready	2015	ready	2015	ready	ready
8	Tertiary educational attainment by sex, age group 30-34	ready	NA	ready	2015	ready	2016	ready	ready
9	Early leavers from education and training by sex	ready	NA	ready	2015	ready	2018	ready	ready
10									
11	People at risk of poverty or social exclusion	2018	2020	ready	2020	ready	2017	2016	2015
12	People living in households with very low work intensity	2018	2020	ready	2020	ready	2017	2016	2015
13	People at risk of poverty after social transfers	2018	2020	ready	2020	ready	2017	2016	2015
14	Severely materially deprived people	2018	2020	ready	2020	ready	2017	2016	2015
15									
16	Gross domestic expenditure on R&D (GERD)		2017	2016	NA	ready	2019	2017	2019
17									
18	Greenhouse gas emissions, base year 1990		2018	2015	2018	NA	2016	2018	ready
19									
20	Share of renewable energy in gross final energy consumption		2017	2016	2017	ready	2016	ready	2018
21	Primary energy consumption	2020	NA	2016	2017	ready	2017	ready	2018
22									

Data availability – example (end 2013)

24	Statistical domain	AL	BA	IS	XK	MK	ME	RS	TR
25	GDP, total	ready	ready	ready	ready	ready	ready	ready	ready
26	Annual and quarterly NA in current and constant prices, expenditure approach and production approach	2018	2018	2015	2018	2014	2014	2013	2016
27									
28	Government finance statistics	2016	*	2014	NA	2015	NA	2015	2015
29	Annual and quarterly sector accounts, financial and non-financial	2018	*	2014	NA	2015	2012/ 2018	2015	2017
30									
31	Supply, use and input-output tables	2017	*	2015	2017	2017	2018/ 2020	2016	2015
32									
33	Gross value added by region and industry	2015	*	NA	2015	2014	ready	2014	2017
34	Power purchasing parities	ready	ready	ready		ready	ready	ready	ready
35									
36	Farm structure survey	NA	2017	2013	NA	2015	2015	ready	2019
37	Crop production and animal production		2017	2013	2019	2016	2017	2017	2019
38									
39	Agricultural price statistics		2016	2013	2015	ready	2017	2015	2018
40	Agricultural accounts		2018	2013	2015	2016	2017	2017	2019
41									

Limitations of measurement

- **Combination of methods to measure compliance**
Database; SMIS; AGA; Programming mission to countries
- **Quality dimension of data is difficult to quantify**
Timeliness, size of revisions, quality improvements are not taken into account
- **Regulations are very different in scope**
Trade , SBS with a huge number of datasets, STS with less data sets
- **How to define priorities in compliance**
Which area is most important? Business, national accounts, trade?
- **The EU *acquis* is changing over time (change of target)**
- **Eurostat measures the amount of data uploaded to the database of Eurostat (other data may be available in the countries)**

Provision of technical assistance (IPA)

Eligible participants in the countries:

- **National Statistical Institutes as coordinator of the national statistical system**
- **Central Banks and other producers of official statistics**

Regional programmes:

- **Grants and service contracts**
- **2007-2013: around 30 million Euro for statistics**
- **2014-2020: around 56 million Euro for statistics**

National programmes:

- **Service contracts and Twinning projects with Member States**

Mechanisms of cooperation

*To build up a statistical system is a long-term task and it needs **continuous support***

Type of activities

- **Projects in statistical domains (surveys)**
- **Working Group meetings at Eurostat and other meetings**
- **High level Seminars for the top management of the NSIs**
- **Projects and seminars on quality management**
- **Study visits to NSIs in EU Member States**
- **Training, including management training of senior staff at NSIs**
- **Trainees at Eurostat and in member States**
- **Transfer of know-how to beneficiaries from European expertise**

Results

*Institutional environment of the NSS set-up/stabilised
Population censuses / agriculture census carried out
successfully / planned in most of the countries*

Improved websites of the NSIs (databases, search facilities)

User dialogue established / promoted

Agreements with administrative data holders

Quality management systems planned/introduced

*Increased number of statistics produced and published by
the national statistical institutions*

Increase in data collected and published by Eurostat

- **Eurostat database**
- **Eurostat leaflets and pocketbooks**

Challenges

New user demands (globalisation, post-2015, new policies)

Limited / reduced resources for statistics

Modernisation of statistical systems

Variety of data sources on the internet

Scope of official statistics

Focus on quality increased



Economic governance in the enlargement process

Mr Bernard Brunet

Acting Head of Unit

Unit A3

Inter-institutional relations, Planning,

Reporting and Evaluation

DG Enlargement

Content

- 1. Fundamentals First in the enlargement policy*
- 2. What is economic governance?*
- 3. Objectives for economic governance in the enlargement policy*
- 4. Main elements of the new economic governance approach*
- 5. National Economic Reform programmes*
- 6. SEE2020 and economic governance*
- 7. IPA assistance for economic governance*

1. Fundamentals First in the enlargement policy

- *Lessons learnt from the previous enlargements*
- *The need to address fundamental reforms early in the enlargement process in three pillars:*

Rule of Law

Economic governance

Public Administration Reform

- *Progress in each of the pillars will be the key in determining countries' readiness to join the EU*

2. What is economic governance in the EU?

- *A process that involves an **annual** cycle of both economic policy **guidance** on and **surveillance** of the country-specific economic reform programmes (fiscal and structural reform policies) at the EU level.*
- *It involves all Member States, including those not having the Euro.*

3. Objectives for economic governance in the enlargement policy

- 1. To provide a more coherent framework for economic policy-making, inspired by the European Semester process*
- 2. To support countries to meet the Copenhagen economic criteria*
- 3. To support countries to better respond to numerous economic challenges they are facing*

3.1 The new process introduces a more coherent economic policy framework inspired by the European semester

- *In the past years, following the economic crisis, the EU has significantly strengthened its own economic governance.*
- *In the European semester, the Member States have agreed to coordinate their fiscal and structural policies and be subject to EU-level guidance and monitoring of their national policies.*
- *The European Semester process has inspired the new economic governance approach in the enlargement policy, but the processes are not identical. The process with enlargement countries is rather “European Semester Light”*

3.2 The new process helps to better focus on meeting the Copenhagen economic criteria

The first criterion: *Functioning market economy*

- *This includes the following sub-categories: market policy essentials, macroeconomic stability, interplay of market forces, market entry/exit, legal system and financial sector.*

The second criterion: *Capacity to cope with competitive pressures and market forces within the Union*

- *This includes the following subcategories: human and physical capital, sectoral structure of the economy, state influence on competition, trade integration with the EU*

Turkey is considered to be a functioning market economy, whereas none of the Western Balkan countries are considered to meet the two economic accession criteria

3.3 The new process helps to address economic challenges more comprehensively

- *The key economic challenges in the Western Balkans:*
 - Budget deficits, which require fiscal consolidation
 - High burden of non-performing loans
 - Restructuring and governance of state-owned enterprises
 - Need to improve the business environment, including the digital economy, and support private-sector development, reduce para-fiscal charges, simplify regulation and boost RTD
 - Energy and transport networks and connectivity
 - Functioning of labour markets, with little flexibility, burden of informal sector
 - Education and skills do not match well with labour market needs

4. Main elements of the new economic governance approach

- **A new programme**, National Economic Reform Programme, which goes beyond the current Pre-Accession Economic Programmes and Economic and Fiscal Programmes by addressing competitiveness beside fiscal consolidation.
- **A new process** with the EU, involving annual policy guidance and enhanced surveillance, vis-à-vis the new programmes
- Kosovo will prepare an economic programme for the first time
- Turkey participates in the new process partially (Part I of the National Economic Reform Programme). The enlargement strategy makes also proposals to engage in a high-level EU-Turkey economic dialogue, complemented by an annual EU-Turkey business forum.

5. National Economic Reform Programmes (NERP)

- *A new programme as of 2015 with two parts:*
- *Part I replaces the current Pre-Accession Economic Programmes and Economic and Fiscal Programmes and includes now also major structural reform measures that underpin macro-fiscal policy*
- *Part II is a novelty and is expected to focus on a limited number of flagship sectoral reform measures enhancing competitiveness and growth.*

5.1 Part I of the NERP

- *Will set out a medium-term macroeconomic and fiscal policy framework; an increased focus on assessing external sustainability and structural obstacles to growth*
- *Particular attention should be put on fiscal policy strategy*
- *Will also set out concrete reform measures to support the macroeconomic and fiscal objectives*

Examples: *Reforms related to privatisation and public enterprise restructuring, business environment, labour market, as well as reforms of pension and health care financing, or public sector wage and employment policies*

- *Countries should already report on the measures taken in response to country-specific policy guidance, which was provided for the first time, by the ECOFIN Council (for candidates) and Vice-President Rehn (for ALB, BiH) in May and June 2014*
- *Part I coordinated by DG ECFIN*

5.2 Part II of the NERP

- *A novelty, therefore will be addressed on pilot basis in 2015*
- *Will complement the major macro-fiscal structural reforms presented in Part I and will focus on a limited number of flagship reform measures on sectoral basis that are most relevant for competitiveness and growth*
 - **Physical capital** – e.g. measures supporting transport and energy networks, energy efficiency or green economy
 - **Human capital** – e.g. measures supporting education, vocational training, research and innovation
 - **Better industrial structures** – e.g. measures such as supporting dynamic SMEs, better access to finance and smart specialisation
 - **Good business environment** – e.g. measures such as micro-economic measures for more efficient functioning of companies and cutting the red tape
 - **Trade integration** – e.g. measures to support export promotion and to attract foreign direct investments
- *The above areas contribute directly to 2nd economic criterion*
- *Part II coordinated by DG ELARG with relevant line-DGs*

5.3 Why the more comprehensive NERPs?

- 1. Economic challenges were not sufficiently addressed in previous PEPs/EFPs. Challenges in the Western Balkans go beyond fiscal consolidation.*
- 2. A convincing reform programme with an enhanced surveillance procedure with the EU will send a positive signal to investors. Investments happen only when there are credible plans.*
- 3. Preparation of these new programmes will require more systematic domestic coordination and wider stakeholder involvement beyond a few ministries.*
- 4. The new programme will be the basis of policy dialogue with the EU. It will also frame future national debates.*

5.4 Timeline for the process

- **October 2014:** Commission guidance on preparing NERPs, following publication of 2014 enlargement strategy
- **31 January 2015:** Submission of NERPs to Commission
- **February/March 2015:** Commission assessment missions
- **April 2015:** Commission discusses draft policy guidance with each WB country
- **May 2015:** Council issues country-specific guidance
- **Autumn:** The 2015 enlargement package takes stock of progress and provides more detailed, forward-looking guidance for new programmes

6. SEE 2020 and economic governance

- *SEE2020 and the new economic governance process will be aligned to avoid duplication of efforts*
- *Commitment by Regional Cooperation Council, Secretary General Goran Svilanovic, on 23 October in Belgrade:*
 1. NERPS will replace the national action plans developed under SEE2020
 2. Alignment of the five pillars of SEE2020 with NERP priorities under Part II
 3. Revision of the SEE2020 targets and indicators developed in 2011 in cooperation with Eurostat

7. IPA assistance for economic governance

- *IPA Multi-country and Country Strategy Papers commit to substantial funding for economic governance over 2014-20*
- *IPA will fund technical assistance for preparing NERPs*
 - **Under IPA Multi-country programme OECD technical assistance already available for this first process, IMF assistance from 2015 onwards**
- *IPA will also fund implementation of the structural reform measures arising from the new National Economic Reform Programmes*
 - **Funding mainly from IPA national envelopes and WBIF as well as from the IMF programme funded under IPA multi-country programme.**
- *Close cooperation with international financial institutions and organisations, especially IMF, World Bank, EBRD, EIB and OECD, is needed*



Civil Society Facility and Media

Mr Karl Giacinti

Unit D3

***Programme Manager, civil society & media
DG Enlargement***

EU support to civil society and media freedom

- Guidelines for EU support to civil society in enlargement countries, 2014 – 2020
- Guidelines for EU support to media freedom and media integrity in enlargement countries, 2014 - 2020

Purpose of the Guidelines

- Focus on legal and financial **enabling environment**
- Translate political objectives of the Enlargement strategy in a concrete “**results’ framework**”
- Ensure **consistency** between policy and assistance at both multi-country and national level as well as **complementarity** with other donors
- Improve **monitoring** of performance and results

CSF & media - State of play

CSF 2013 Multy-Country: almost all the funds contracted by the end of the year

CSF & media 2014-15 to the IPA Committee end-November and adoption by December 2014

Monitoring of the guidelines: baseline assessment in 2014/2015 and regular meetings

TACSO - Technical assistance to civil society... and Governments

CSF & media 2014 - 2015

Multi-Country: €25 m for 2014, €5.3 m for 2015

Grants to CSOs (€ 18.9 million)

- Long-term grants (incl. Sub-granting)
- Operating grants

Direct awards to IOs/NGOs (€ 9.7 million)

UNICEF, UNESCO, CoE/EBU, Coalition for RECOM
(incl. Sub-granting)

Service contracts (€1.7 million)

- People2People events organized by TACSO
- Assessments and evaluations

CSF & media 2014 - 2015

Long-term grants (ex Framework partnership) to develop cross-border networks between CSOs and their EU counterparts

Operating grants: pilot initiative to support functioning costs of CSOs working on priority areas of EU policy

Sub-granting to reach community based and grass-root initiatives

Media freedom and integrity

Support to media professional organizations to improve their capacity in taking responsibility of media issues in dialogue with authorities as well as providing services to their members

- Long term grants to journalist associations, trade unions and media CSOs
- Operating grants to self-regulatory bodies and press-councils

Media freedom and integrity

- Media and Information Literacy, training to media outlets, support to self-regulation (UNESCO)
- Support to Parliaments, training to Judiciary and reform of Public Service Broadcasters (CoE + EBU)



Migration and Asylum

Ms Liane Adler

Unit D3

***Programme Manager Human rights,
minorities, migration***

DG Enlargement

Migration and Asylum

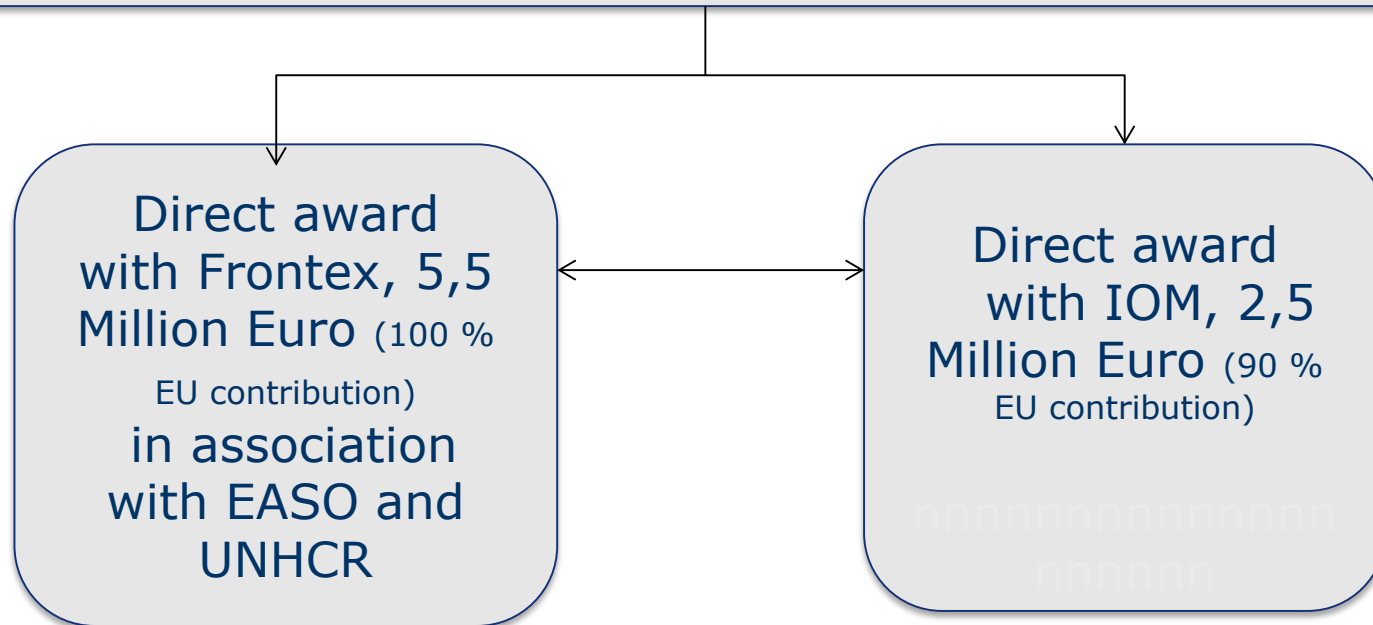
Regional support to protection-sensitive migration management in the Western Balkans and Turkey, IPA 2014, €8 million EUR:

- Strengthening identification and assessment of needs/vulnerability of mixed migratory movements and the existing national referral mechanisms.
- Support on the intra-regional, interregional information exchange of non-personal data
- Assisting with the strengthening/establishment of return mechanism (voluntary and non-voluntary)

Migration and Asylum

Regional support to protection-sensitive migration management in the Western Balkans and Turkey, IPA 2014, 8 Million EUR

expected implementation: 1 September 2015 – 31 August 2018





European
Commission

End Day 1

Thank
You!!